



INDIAN SCHOOL AL WADI AL KABIR  
DEPARTMENT OF MATHEMATICS  
(2021 – 2022)  
Topic HANDLING DATA

RESOURCE PERSON: MRS. SHEELA MARY

REVISION WORKSHEET 1


NAME: \_\_\_\_\_

CLASS: I




SEC: \_\_\_\_\_

DATE: \_\_\_\_\_

OBSERVE THE PICTURE AND COLLECT THE DATA OF THE SEA ANIMALS IN THE AQUARIUM.



How many of the sea animals given below are in the aquarium? Can you count them and write in the box.





INDIAN SCHOOL AL WADI AL KABIR  
DEPARTMENT OF MATHEMATICS  
(2021 – 2022)

RESOURCE PERSON: MRS. SHEELA MARY

Topic: DATA HANDLING

REVISION WORKSHEET 2


NAME: \_\_\_\_\_

CLASS: I

SEC: \_\_\_\_\_

DATE: \_\_\_\_\_

COUNT THE SHAPES AND NAME THE SHAPE THAT IS THE MOST IN NUMBER.



The \_\_\_\_\_ shape is the most in number.